

# OS1 Gen 1 (serial numbers starting with "os1-")

## Mid-Range High-Resolution Imaging Lidar

Revision: 12/7/2020

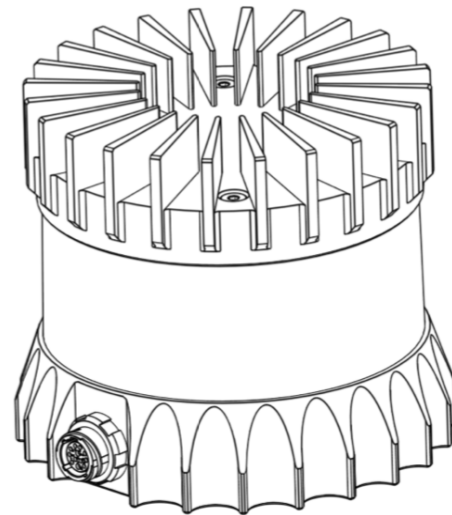
**FIRMWARE VERSION: v2.0**

### SUMMARY

The OS1 offers an industry-leading combination of price, performance, reliability, size, weight, and power. It is designed for indoor/outdoor all-weather environments and long lifetime. As the smallest high performance lidar on the market, the OS1 can be directly integrated into vehicle facias, robots, drones, and fixed infrastructure.

### HIGHLIGHTS

- Fixed resolution per frame
- Camera-grade near-infrared and intensity data
- Multi-sensor crosstalk immunity
- Fixed intrinsic calibration
- Open source drivers



### OPTICAL PERFORMANCE

Range (80% Lambertian Reflectivity)	110 m @ >90% detection probability, 100 klx sunlight 150 m @ >50% detection probability, 100 klx sunlight
Range (10% Lambertian Reflectivity)	50 m @ >90% detection probability, 100 klx sunlight 65 m @ >50% detection probability, 100 klx sunlight
Minimum Range	0.8 m for point cloud data
Range Accuracy	±5 cm for lambertian targets, ±10 cm for retroreflectors
Precision (10% Lambertian Reflectivity; 1 standard deviation)	0.8 - 1 m: ± 1 cm 1 - 20 m: ± 1.1 cm 20 - 50 m: ± 3 cm >50 m: ± 5 cm
Range Resolution	0.3 cm
Vertical Resolution	16, 32, or 64 channels
Horizontal Resolution	512, 1024, or 2048 (configurable)
Field of View	Vertical: +16.6° to -16.6° (33.2°) Horizontal: 360°
Angular Sampling Accuracy	Vertical: ±0.01° / Horizontal: ±0.01°
False Positive Rate	1/10,000

Rotation Rate	10 or 20 Hz (configurable)
# of Returns	1 (strongest)

### LASER

Laser Product Class	Class 1 eye-safe per IEC/EN 60825-1: 2014
Laser Wavelength	855 nm
Beam Diameter Exiting Sensor	10 mm
Beam Divergence	0.13° (FWHM)

### LIDAR OUTPUT

Connection	UDP over gigabit Ethernet
Points Per Second	327,680 (16 channel) 655,360 (32 channel) 1,310,720 (64 channel)
Data Rate	34 Mbps (16 channel) 66 Mbps (32 channel) 129 Mbps (64 channel)
Data Per Point	Range, signal, reflectivity, near-infrared, channel, azimuth angle, timestamp
Timestamp Resolution	< 1 $\mu$ s
Data Latency	< 10 ms

### IMU OUTPUT

Connection	UDP over gigabit Ethernet
Samples Per Second	100
Data Per Sample	3 axis gyro, 3 axis accelerometer
Timestamp Resolution	< 1 $\mu$ s
Data Latency	< 10 ms
Additional Details	InvenSense ICM-20948; datasheet for more details: <a href="https://www.invensense.com/products/motion-tracking/9-axis/icm-20948/">https://www.invensense.com/products/motion-tracking/9-axis/icm-20948/</a>

### CONTROL INTERFACE


Connection	TCP and HTTP APIs
Time Synchronization	Input sources: <ul style="list-style-type: none"> <li>• IEEE1588 Precision Time Protocol (PTP); Accuracy: &lt;1 ms error</li> <li>• gPTP; Accuracy: &lt;1 ms error</li> <li>• NMEA \$GPRMC UART message support</li> <li>• External PPS; Accuracy: &lt;1 ms error</li> <li>• Internal 10 ppm drift clock; Accuracy: &lt;20 ppm error</li> </ul> Output sources: <ul style="list-style-type: none"> <li>• Configurable 1 - 60 Hz output pulse</li> </ul>
Lidar Operating Modes	Hardware-triggered angle firing (guaranteed fixed resolution per rotation): <ul style="list-style-type: none"> <li>• x 512 @ 10 Hz or 20 Hz</li> <li>• x 1024 @ 10 Hz or 20 Hz</li> <li>• x 2048 @ 10 Hz</li> </ul>

Additional Programmability	Multi-sensor Phase Lock Azimuth Masking Low-power Standby Mode Queryable intrinsic calibration information: <ul style="list-style-type: none"> <li>• Beam angles</li> <li>• IMU pose correction matrix</li> </ul>
----------------------------	--

### MECHANICAL/ELECTRICAL

Power Consumption	14 - 20 W (22 W peak at startup)
Operating Voltage	22 - 26 V, 24 V nominal
Connector	Proprietary pluggable connector (Power + data + DIO)
Dimensions	Diameter: 85 mm (3.34 in) Height: <ul style="list-style-type: none"> <li>• Without cap: 58.35 mm (2.3 in)</li> <li>• With thermal cap: 73.5 mm (2.9 in)</li> </ul>
Weight	Without cap: 348 g (12.3 oz) With radial cap: 425 g (15.0 oz)
Mounting	Bottom: 4x M3 screws, 2x locating 2 mm pin holes Top: 4x M3 screws, 4x locating 2 mm pin holes, 1x M6 screw

### OPERATIONAL

Operating Temperature	OS1: -20 °C to +50 °C (with mount)
Storage Temperature	-40 °C to +75 °C
Ingress Protection	IP68 (1m submersion for 1 hour, with I/O cable attached) IP69K (with I/O cable attached)
Compliance	<p><b>For US</b> Laser Safety:  <ul style="list-style-type: none"> <li>• IEC/EN 60825-1:2014 Class 1 eye safe</li> <li>• FDA US 21CFR1040 Notice 50 Class 1</li> </ul> Product Safety: UL 62368-1  EMC: FCC 47CFR Part 15, Subpart B, Class A</p> <p><b>For EU</b> Laser Safety: IEC/EN 60825-1:2014 Class 1 eye safe  Product Safety: EN/IEC 62368-1</p> <p>EMC:  <ul style="list-style-type: none"> <li>• EN 62368:2012/AC 2013; CISPR 32:2015</li> <li>• EN 55024:2010; CISPR 24:2010</li> <li>• EN 61000-3-2:2014</li> <li>• EN 61000-3-3:2013</li> </ul> </p> <p style="text-align: center;"></p>

---

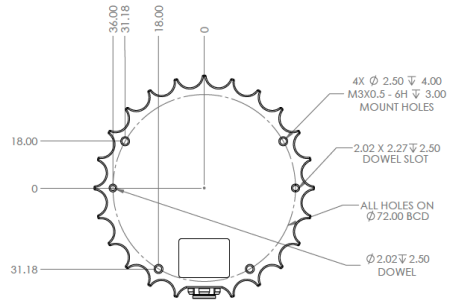
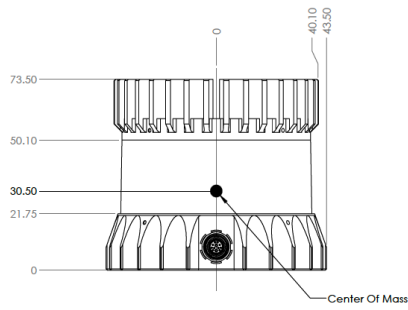
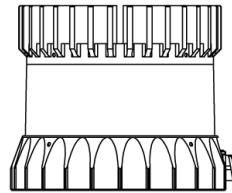
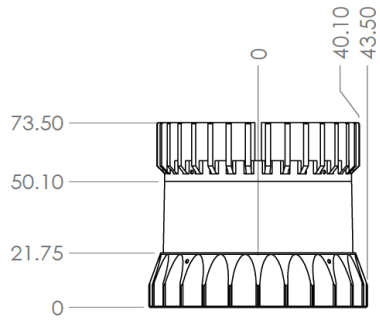
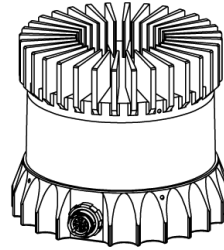

**ACCESSORIES**

Included Interface Box	Polycarb/FR4, 100 g, 75 mm x 50 mm x 25 mm (LxWxH), 2 m CAT6 cable, 24 V power adapter, 5 m sensor cable
Optional Mount	Aluminum, 530 g, 110 mm x 110 mm x 20.5 mm (LxWxH), 4 x M8 thru holes

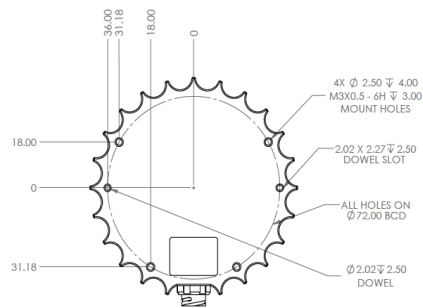
**SOFTWARE**

Sample Drivers	ROS, C++
----------------	----------

# EXTERIOR DIMENSIONS



(Sensor Bottom)



\*Specifications are subject to change without notice.